



District Report Card: 2017


State: Gujarat	District: Tapi
Class: 3	Subject: Language
Schools: 60	Students: 1014


Participation/Coverage


Students

<div>GENDER</div> <div></div>	Boys		Girls	
	Number	%	Number	%
	509	50.20	505	49.80

<div>AREA</div> <div></div>	Rural		Urban	
	Number	%	Number	%
	931	91.81	83	8.19

<div>CATEGORY</div> <div></div>	SC		ST		OBC		GEN	
	Number	%	Number	%	Number	%	Number	%
	13	1.28	916	90.34	54	5.33	31	3.06

<div>CWSN</div> <div></div>	LD	VI	HI	S&LD	ID	Oth
	3	1	0	0	1	0

<div>Management</div> <div></div>	Government		Government-aided	
	Number	%	Number	%
	950	93.69	64	6.31

Average Performance of Students in Language (%)

Overall	Gender		Area		Management		Social Group			
	Male	Female	Rural	Urban	Govt.	Aided	SC	ST	OBC	GEN
75.46	75.27	75.66	76.59	62.81	76.19	64.69	62.56	76.30	66.17	72.47

Performance on Learning Outcomes (LOs)

Learning Outcomes	Description	Average Performance(%)
L304	Reads small texts with comprehension i.e., identifies main ideas, details, sequence and draws conclusions	76.91
L312	Reads printed scripts on the classroom walls: poems, posters, charts etc.	72.56

Range of Performance of Students who Answered Correctly							
Below 30%		30% - 50%		50% - 75%		Above 75%	
Number	%	Number	%	Number	%	Number	%
35	3.45	104	10.26	279	27.51	596	58.78

Lowest Performing Learning Outcomes (LOs)

1 - Reads printed scripts on the classroom walls: poems, posters, charts etc. (72.56)

2 - Reads small texts with comprehension i.e., identifies main ideas, details, sequence and draws conclusions (76.91)